

DPM Calibration Service

Frequency: It's recommended to have a DPM unit calibrated every 6 months.

A DPM calibration service Includes:





- Cleaning of the measuring assembly, laser and detector diode.
- Checking and calibration of the air flow system
- Perform electronic calibration.
- Upgrade the software when required.
- Checking the condition of the supplied accessories which include the Battery Charger, Remote Control and the Wand / Hose Assemblies.
- Checking battery condition.
- Overall checking of other components

The external filter should be replaced when it turns black. This will depend on usage.

The results are documented in service & calibration reports provided to the customer.

Returning Your DPM Unit for Service

To arrange service for your DPM unit, please follow the steps below:

-  Requesting a Quote: If you need a formal quote, contact our sales team at sales@pacdatasys.com.au. If possible please specify the serial number of the DPM and whether you require return freight or plan to drop off/pick up from our office.
-  Complete the RGA Form: Before your unit arrives to us, please fill out our Returned Goods Authorisation (RGA) form to ensure we have all necessary details upon arrival: <https://www.pacdatasys.com.au/returned-goods-authorisation-rga-form/>
-  Payment & Purchase Orders: Once your unit is received and inspected, we will provide a final service report and quote and request a purchase order (if not already provided) or payment if you do not hold an account with us.
-  Dispatch & Collection: After finalisation, your units will be dispatched or confirmed ready for collection. - Don't forget, To send in the Cal Plug and the accessories for testing.

For further assistance, please reach out to our sales department.

email: sales@pacdatasys.com.au call: +617 3361 2000